

Welcome to Primary One



P1A - Mrs Knight (Mon)
Mrs Hamlyn (Tues-Fri)

P1B - Mrs Hill (Mon/Tues)
Mrs Nelson (Wed-Fri)

P1C - Mrs Maclean (Mon/Tues alt Fridays)
Miss Grieve (Wed/Thurs, alt Fridays)

P1D - Miss Fleming



Mrs Linda Clarkson

Welcome to our virtual Meet the Teacher Curriculum Event. We understand that it has been more difficult in these circumstances to know about your child's learning and we hope you find this information helpful. *Other ways to find out about your child's experience at school: phone consultation with your child's class teacher, newsletters, Twitter and the home learning on Teams. These are part of our reporting strategy.* The children have been enjoying sharing their learning at our whole school Teams assemblies where we reinforce key messages such as being Ready to Learn, Respectful and Safe. Enjoy getting to know more about your child's school experience.






Daily Organisation



- P.E. days are:
 - P1A - Monday and Wednesday
 - P1B - Monday and Thursday
 - P1C - Monday and Wednesday
 - P1D - Tuesday and Thursday
- Children are not required to change for P.E. due to current Covid regulations. Please make sure that children are dressed in comfortable and sensible clothing on P.E. days
- Please ensure children are coming to school with a jacket as we are outdoors daily
- Please bring one snack and a fresh bottle of water to school daily
- Please name all belongings
- Please practise opening snacks and zipping up coats





Behaviour Expectations

Class Charter

Each class has created their own Class Charter.

The charter reminds us about the correct choices we should make in class in order to have a 'happy classroom'.

All children are encouraged to be:

- Ready
- Respectful
- Safe






Behaviour Expectations


Our Class Charters



P1A



P1B



P1C



P1D



Behaviour Expectations

Recognition Board

We use our Recognition Board to promote positive learning behaviours in children.



Each week, the type of behaviour we are focusing on is displayed on the board e.g. *Listen to the teacher*. The focus is directly related to an aspect of our Class Charter. When a child is seen making the required effort, their name is written on the board. The aim is to have everyone's name on the board by the end of the week.



Home Learning

Home learning will be presented in the form of a grid of activities sent out through 'Teams' as an assignment.

The sheet is to be completed online and any learning you wish to share with us can be photographed and uploaded to your child's assignment. Please ensure you post any learning onto your child's assignment and not to the open chat section of Teams.

Due to Covid regulations we kindly request that ***no paper copies*** of learning are returned to school. Thank you.

Home learning will be issued fortnightly every Tuesday, to be returned by the following Thursday.

HOME
LEARNING



Glow Community Rules

BE SECURE

- Always keep your Glow password to yourself.
- Always sign out of Glow when you are no longer using it.



BE POLITE

- Always treat others with respect.
- Never post or share a message, document, image, video or any other content that is inappropriate or likely to cause harm or offence to others.

BE SAFE

- Always remember to be careful when communicating over the internet – other users may not be who they seem.
- Don't share your personal details with other people.
- Never agree to meet someone in person who you have only met on the internet unless accompanied by a parent, carer or other known and trusted adult.
- Speak to an adult immediately if you see a message, image or anything else on the internet that concerns you.

BE RESPONSIBLE

- Always be mindful that once you put something online, that information may be beyond your control.
- Never post or share a message, document, image, video or any other content online that you would not wish other learners, teachers, or parents to see.
- Remember that anything you do can be traced back to you.
- If you misuse Glow, this can be reported to your school.

BE LEGAL

- Never post or share a message, document, image, video or any other content that you do not have permission to use.



NCCT

(Non Class Contact Time)

P1A

Miss Johnston will teach Maths, French and Music once a fortnight on a Tuesday.

P1B

Miss Johnston will teach P.E., Maths, French and Music once a fortnight on a Monday and Wednesday.

P1C

Miss Johnston will teach P.E., French, Maths and Music once a fortnight on a Monday.

Miss Duncan will teach P.E., French, Maths and Health and Wellbeing once a fortnight on a Wednesday.

P1D

Miss Duncan will teach P.E, French and Health and Wellbeing once a fortnight on a Tuesday.




Literacy – Jolly Phonics

We use Jolly Phonics to teach sounds in P1. Children learn the letter sounds on their own and are then taught to blend sounds together to say or make a word.

In P1 we will cover the 5 basic skills for **reading and writing**.

These are:

1. Learning the letter sounds
2. Learning Letter formation
3. Blending e.g. b-a-g - bag
4. Identifying sounds in words (spelling)
5. Reading and writing tricky words - words which cannot be sounded out and therefore need to be memorized, e.g. the



Each sound is taught with an action which helps children remember the letter(s) that represent it. For the sound 's' for instance, they hear a story about going for a walk and suddenly seeing a snake. They weave their hands, pretending to be that snake, saying sss.

You will find all the actions in your homework pack.



Literacy in Action in P1


On a daily basis, we have lots of opportunities to develop our understanding and to use what we know, in different contexts. The children have access to independent activities which are fun, challenging and active.

Here are some examples of our P1 Literacy activities:

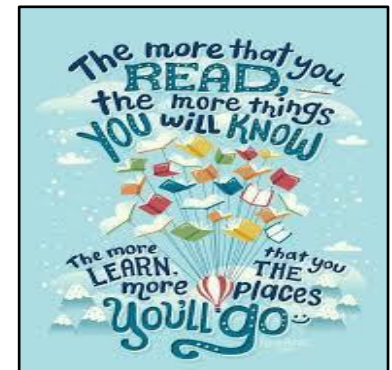




Literacy - Reading




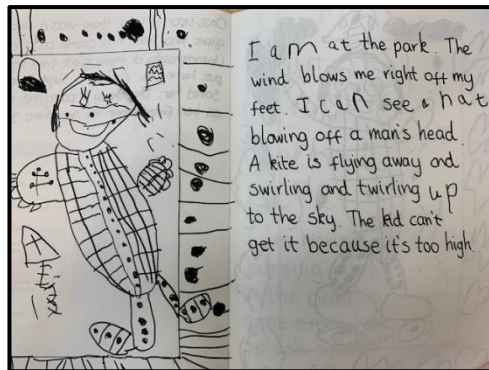


- Our reading programme is **Oxford Reading Tree**
- Children have been introduced to stories about the characters and are learning to read their names and some other key vocabulary. The stories focus on situations children recognise from their own experiences such as getting a haircut or having a wobbly tooth
- You will find the names of the characters and our key vocabulary on 'Teams' in the '*Resources to support reading at home*' channel. As you move through each stage of Oxford Reading Tree your child will learn a new set of key vocabulary
- The best way to support your child's reading is to read at home each day and talk about the texts you read





Literacy- Writing

Through **Foundations of Writing** we encourage children to communicate through drawing. Their drawings are developed through teacher modelling and discussion. The teacher acts as a scribe to 'write' what the child says about their picture. When children have a confident grasp of phonic sounds they are encouraged to 'have a go' at writing words, then sentences, with support as required.





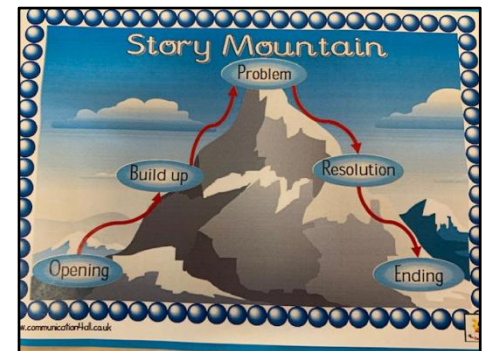

Literacy – Talk for Writing

Talk for Writing introduces children to the basic structure of a story.

In the first instance, children will learn to retell a known story, e.g. The Little Red Hen. The story will be drawn onto a Story Map and the children will use the pictures to help them to retell it in the correct sequence, using words and actions.

Next, they will move onto changing parts of the story map e.g. characters or settings thus creating their 'own story'.

Finally they will use a basic story mountain structure to invent their own story and tell it to others.





Literacy – Listening and Talking

Children have daily opportunities to listen and talk to each other.

- Circle Time activities
- Learning partners – changed fortnightly
- Small group and class discussions e.g. talking about favourite part of a book
- Daily play opportunities





Numeracy and Maths

- We will follow the Midlothian progression covering all aspects of maths and numeracy
- In numeracy the areas are split into:
 - Number word sequences: counting forwards, backwards and using the language of before and after
 - Numerals: read, sequence, identify numerals and work out missing numbers in sequences
 - Number structures: count beats, actions, make finger patterns and recognise dot patterns
 - Addition and subtraction: count items in collections, count 2 collections, begin to use screened (hidden) collections to work out addition and subtraction calculations
 - Multiplication and division: making equal groups, breaking a whole into parts, use language of half, half way
 - Symbols and equations: record numbers in different ways – numerals, pictures, tally marks, use + - = signs





Numeracy and Maths


We use concrete materials to assist with learning, and ask children to sanitise their hands prior to handling these.




●	●	●	●	●
●	●	●	●	●
●	●	●	●	●

Numeracy in Action in P1

Here are some examples of the Numeracy activities that children can use, with support or independently, to further their learning and to challenge themselves:



Maths in Action in P1





Health and Wellbeing

- We have begun P1 by learning about how to have a happy classroom. This has involved talking about friendships, feelings and expanding to talk about who can help us in the whole school
- We use a daily emotional check in during our soft start; where children have an opportunity to talk to the teacher about how they are feeling on that day
- In P1 we have play opportunities indoors and outdoors
- We have already begun to meet our Learning Powers, who help us recognise what learner qualities we are using during activities e.g. Don't Give up Dan might help when we are finding something tricky





Our Learning Powers

At Burnbrae, we have the following Learning Powers to help us to recognise the skills we use in our learning:



Connie Concentrate



Have a Go Hugo



Sparkling Sarah




Don't Give Up Dan



Ross Reviewer



Curious Calvin



Imagination Iggy



Co-operation Kate




Topic Work

We have been learning about:

- Our Happy Classroom – Health and Wellbeing
- People Who Help Us in School – Social Studies
- The Little Red Hen – Literacy Focus

Future topics in P1 might include:

- People in the Past – Social Studies
- Energy and forces, Living Things, Space - Science
- Exploring different celebrations and customs such as Christmas and Easter – Religious and Moral Education





How You Can Help?



- Read our 'Learning of the Week'. This is posted weekly for each class on the school app
- Stay in touch through the Burnbrae school email account
- Ask your child about homework and their learning
- Encourage your child to organise themselves
- Ensure all clothing is clearly labelled
- Ensure no personal belongings are brought from home except for lunch boxes, snacks and water bottles
- Download the school app to stay up to date with school news
- Follow social distancing rules at drop off and pick up

Please regularly check the school app for dates, news and messages



We have a page on Facebook set up to promote our website, twitter feeds, upcoming events in school and to provide families with links to support children at home.

All comments are moderated. If you have any concerns please don't post on our Facebook page but contact the school directly. Burnbrae Parent Council has a Facebook page.



[@BurnbraePS](https://twitter.com/BurnbraePS)

[@burnbraeearly](https://twitter.com/burnbraeearly)



Thank you for reading all about
our learning in P1 and for your
continued support.

From all of the P1 team