

Burnbrae Primary Curriculum Evening Primary Two

2023/24

Tel - 0131 2714605

Email - burnbrae.ps@midlothian.gov



Play, Grow, Learn Together - Kindness, Curiosity and Respect

Mrs Linda Clarkson

Head Teacher

It is wonderful to welcome you to Burnbrae Primary Curriculum Evening! We want you to have the information you need to support your child's learning. School staff working in partnership with Parents and Carers will ensure our children will make the best possible progress in all aspects of their learning.

I look forward to working with you throughout the session.

welcome



Depute Head Teacher Team



Kerry Knight

- Burnbrae ELC
- The Wee Brae
- Primary One



Katherine Jamil

- Blue Atrium P2 - 4



Amy Richmond

- Red Atrium P5 -7



Principal Teacher Team



Lynsey Clements



Sarah Corrieri



Claire Mitchell



Joanna Hames






Our Vision

- Burnbrae plays together, grows together, learns together
- Children are encouraged to behave in a way which ensures every learner is Ready to learn, Respectful and Safe. Every class has a charter setting out the standards agreed and also a Board of Recognition to encourage children to aspire to be their best.
- We are committed to working together with families and other agencies to ensure all learners can be all they can be.



At Burnbrae

we learn, grow and play




together







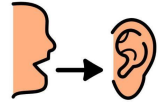

Kindness



Curiosity



Respect





Burnbrae Primary Parent/Carer Handbook

2022/23

Tel - 0131 2714605

Email - burnbrae.ps@midlothian.gov.uk





Curriculum for Excellence

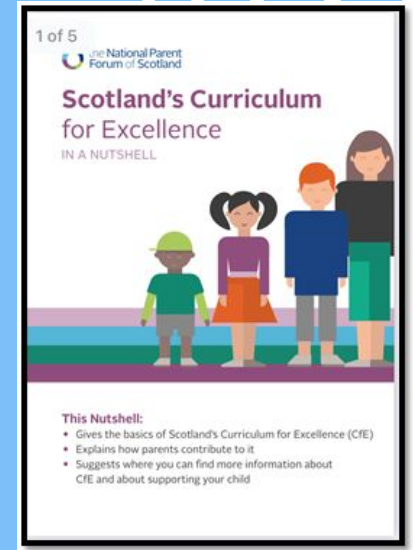
Curriculum for Excellence in a Nutshell

Scotland's curriculum – Curriculum for Excellence (CfE) – helps our children and young people gain the knowledge, skills and attributes needed for life in the 21st century

Curriculum for Excellence places learners at the heart of education. At its centre are four fundamental capacities. These capacities reflect and recognise the lifelong nature of education and learning. The four capacities are aimed at helping children and young people to become:

- Successful learners
- Confident individuals
- Responsible citizens
- Effective contributors

Further information can be found here -



P2 Daily Organisation

- Please label EVERYTHING!
- Please ensure children come to school with a water bottle filled with water, and a snack every day. (We will always provide cups and fruit if not possible.). If your child is having a packed lunch, please provide a separate drink
- Children are required to wear a change of shoes - trainers or gym shoes for P.E. (Monday, Wednesday and Thursday)
- Please ensure children are coming to school with a jacket as we are outdoors daily



At Burnbrae we are all ready, respectful and safe




Ready, looks like



- Chromebook charged each day
- Packed Lunch on the trolley every morning
- Take everything you need with you outside - coats, hats etc
- Indoors shoes on in school and change at break time
- Hoods down and ready to listen

Respectful, looks like



- Using appropriate language
- Speaking at an appropriate level
- Using your zones of regulation - what do you need?
- Thinking of others around you - how do your actions impact other children and adults
- Looking after property

Safe, looks like



- Staying in school grounds
- Being where you should be and not indoors at break/lunch times
- Not being in the library unsupervised
- Listening and following expectations
- Being dressed appropriately



Behaviour Expectations - P2A

P2A suggested ways we can make our year together the best one ever by being safe, ready and respectful.

We talked about what we needed to do and created our Class Charter from that which we all then signed with our Lego minifigure!

Our Board of Recognition will help us to remember and practise this, and we can add to it when we think we need to.





Behaviour Expectations - P2B

P2B Have created their own charter using collage. The children have suggested ways we can stay ready, respectful and safe. We can add to this throughout the year if we need to.





Home Learning

In P2, your child will experience a variety of home learning experiences. These will be completed on a weekly, termly or ongoing basis throughout the year.

Every week, your child will get a reading book and a Numeracy and Maths challenge posted on Seesaw.

Each term, your child will receive a paper copy of sounds and words to support teaching in Read Write Inc. An IDL (topic) grid will be uploaded to Seesaw. There are 9 activities for the children to choose from. Teachers will give the children time to present their work in class.

Annual resources of spelling activities, reading question and a life skills grid will be uploaded on Seesaw for you to use.

You will also be given a common word spelling booklet and login information for Oxford Owl, Education City and Sumdog.



When using Seesaw, we would like you to log in as a family member.

If you have more than one child using Seesaw this will also allow you to switch between accounts.

Please let us know if you would like us to re-issue your family login information.



Welcome to Seesaw!

Connect on the Seesaw Family app

Seesaw is home. It's where your child's learning lives. It's where home-school communication lives. All in one place! Let's get you connected.



Steps to Connect

Look for a **printed, email, or text** invite and follow instructions!



- 1 Download the **Seesaw Family app** or go to **app.seesaw.me** on a computer
- 2 Click **'I'm a Family Member'**
- 3 **Printed Invites:** Scan the QR code
Text/Email Invites: Click the link
- 4 Follow the prompts to **create an account** or **sign in**

How to Use the Family App



Adjust **Account Settings** and connect to Seesaw Journals for additional children



View and engage with **all recent posts** from all of your children using Seesaw



View posts from **one child or class** (vs. all recent posts in the Home tab)



Receive Announcements and **reply** with private messages and multi-modal attachments

Connected family members see only their own child's learning

[Learn more at web.seesaw.me/privacy](https://web.seesaw.me/privacy)

Watch a step-by-step tutorial - seesaw.pub/FamilyIntro

Learning through and with digital technology

Burnbrae rules to keep you safe online can be found on our interactive digital technology webpage -

<http://edublog.mgfl.net/burnbraeps/digital-technology/>

All children in P1 -3 have access to their own iPad. All children in P4 - 7 have access to their own chromebook. This term we will have a focus on safe and responsible use of devices. Device will not be sent home until after the September weekend and only once Class Teachers feel children have a clear understanding of acceptable use of devices.



Learning through and with digital technology



This is how we stay safe when we use devices:

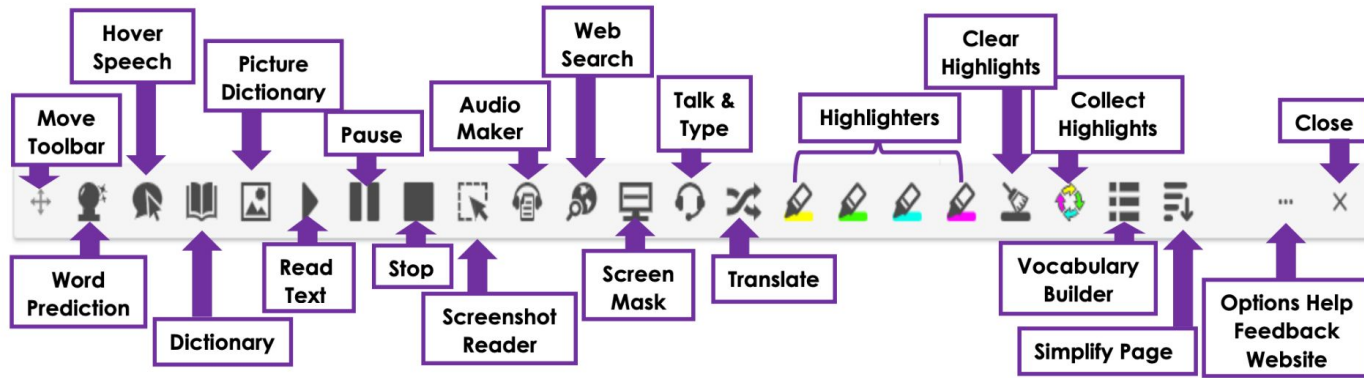
- ★ I will ask a grown up if I want to use my device
- ★ I will follow instructions when I use my device
- ★ I will take care of my device and other equipment
- ★ I will ask for help if I am not sure what to do
- ★ I will tell a trusted adult if I see something that upsets me on the screen

Devices will be sent home after the September weekend when the children have the skills required to use them and that all software updates have been completed.




Read and Write Toolbar

All pupils and staff in Midlothian have this amazing accessibility toolbar built into their Chromebook device, courtesy of the Equipped for Learning project.



Digital Support for Parents, Carers and Pupils



- Digital Support
- Digital Safety
- Guide to using Google Classroom at home

- Digital Support
- Digital Safety
- Supporting your child with their device

Explore guides, advice and information around all the online platforms and trends at the heart of digital family life

Digital Inclusion and Learning Team Device Repair/Replace Policy

Damage to devices must be reported immediately to Sandra Scanlon, Mrs Knight or Mr Smith.

Pupils are responsible for

Keeping the device in its case

Not putting stickers or labels on the inside of chromebooks- this can damage the screen

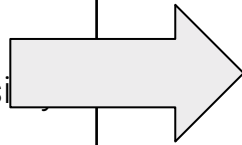
Keeping the device away from water bottles and fluids at all times

Transporting the device safely and sensibly to school each day

Charging the device

Shutting down the device properly

Following all advice in the [Pupil Support Guides](#)



Replacement devices **(like-for-like)** are supplied when:

- A device is faulty and the Troubleshooting Guide cannot resolve the fault
- Accidental damage occurs- reason for damage is required

Replacement devices **(non like-for-like)*** are supplied when:

- Malicious damage occurs
- Repeated irresponsible use occurs

**typically older non-touch, non-flip models of device*

Replacement devices not routinely supplied when:

- **Keys have been picked off or removed- user should use onscreen keyboard**
- **Headphone jacks have been snapped in the device**



NCCT

NCCT stands for Non Class Contact Time. Teachers use this time out of class to plan and prepare learning. When teachers have NCCT the class is taught by another member of teaching staff.

Mrs Kirkland is in P2A on Wednesday morning and in P2B in the afternoon supporting a range of topics.


Mrs Marrins is in P2 classes on Wednesday afternoon for P.E. with both classes.





Literacy in P2

- Reading workshops will develop higher order thinking skills.
- Small group reading will be used to develop fluency and expression.
- Class novels and picture books developing love of reading, vocabulary, remembering and prediction skills.
- Drawing club to develop creativity and imagination while expanding vocabulary.
- Children will have opportunities to write extended pieces of writing through our Talk for Writing programme.
- Opportunities to explore literacy within our play environment.





Read Write Inc.

Phonics


Phonics and Reading are taught through the systematic teaching of synthetic phonics. We use the Read Write Inc. (RWI) programme to achieve this.

Each child is assessed and placed into a RWI group based their phonics sound knowledge and reading skills. Children work with a group based on their ability to ensure progress and confidence in their reading skills. Groups are assessed every 6-7 weeks and children are moved accordingly to either accelerate progress or provide further consolidation.

To begin, children are taught the early sounds in Set 1. This covers the alphabet sounds and a few 'special friends' when 2 letters make 1 sound e.g. 'sh'. Once confident, the programme moves to Set 2 sounds and then Set 3 sounds, which introduce alternative spellings for sounds they know.

Children learn to blend sounds together so c-a-t becomes cat. The green frog Fred helps us do this. Using 'Fred Talk', 'Fred Fingers' and 'Fred in your Head' help us become confident and fluent readers and writers.

Words which we can decode are called **green words** and words which don't follow the rules and are 'tricky' are **red words**. We use 'alien' words to help children apply and consolidate their sound knowledge in nonsense words.






Read Write Inc.


Phonics

When your child is 'off the programme' the learning doesn't stop!

Children will follow the Midlothian progressions for Reading where the focus is on the skills needed for reading. These include phonics, fluency, comprehension and vocabulary. 

Children will continue to consolidate their phonetic knowledge and begin to learn more complex spelling patterns. There will be many opportunities for children to be able to apply their spelling knowledge in different contexts.

Children will engage with a variety of different texts including short novels, extracts from texts and online texts. Here they will make predictions, answer and create questions, learn to summarise and make connections with their own lives and in the world around us.





Home learning and Reading

Your child will bring a book home to share. Books will come home on a Monday and be returned the next Monday. Your child will be able to choose from a range of books to bring home.

When reading, encourage your child to sound out words they don't know. Help them if they get stuck and praise them when they succeed.

The book might be one you have had home already or that you think might be too easy. Our focus with reading at home is to build confidence, fluency and expression. Encourage your child to read the book more than once in the week. This helps them apply these skills more accurately. Talk about the book and pictures. Ask questions about the book and encourage the children to ask their own questions too.

If the book is too difficult, you can read it to your child. Share the book together and encourage them to spot sounds or words that they will recognise.

We want children to love books and reading. Enjoy the opportunity to read together, visit the local library and take time to discuss what you have read together.





Numeracy and Maths in P2

We will continue to follow the Midlothian progression covering all aspects of Numeracy and Maths throughout the session. Alongside this we will be giving children the opportunities to explore number and maths in their play.

We will be using oral games, concrete materials, iPads, jotters, whiteboards and discussion to develop our understanding of concepts within these headings:

- Number Word Sequences and Numerals
- Place value and Number Structures
- Addition and Subtraction
- Multiplication and Division
- Fractions

Our Maths focuses for this session are Time, Shape and Information Handling.





Health and Wellbeing in P2

- Children are encouraged to talk about their emotions and the Zones of Regulation can help them to do this. Regular opportunities throughout the day are given for children to check-in.
- Resilience is referred to regularly as an important quality to develop. It is taught through assemblies, then modelled in class and encouraged as a way to navigate difficulties.
- Children will have one PE lesson with Mrs Marrins then build on these skills during two other PE slots in the week led by both P2 teachers.
- A restorative approach is used to help children manage disagreements with their friends.
- Relationships and Sexual Health Programme will be used to cover topics such as friendship and our body.





Topic Work

Based on observations of the children's play, we are currently learning about different habitats (Rainforest and Oceans). Over the course of the year we will be covering:

- Science
- History
- Technology
- Expressive Arts
- RME

There are many ways to cover the curriculum and we aim to capitalise on the enthusiasms and interests of the children.





How you can help

Please:

- Contact the school office via phone or email if you need to make an appointment or ask any questions
- Ask your child about homework and their learning
- Encourage your child to organise themselves
- Ensure all clothing is clearly labelled
- Ensure no personal belongings are brought from home except for lunch boxes, snacks and water bottles
- Download the school app

Communication

The school App is our main platform for sharing school newsletters and information

Information will always be posted to the school app in the first instance. Please contact the school office if you require support to download the app

Home learning platforms:

Staff will post announcements and reminders to families between the hours of 9:00am and 5:00pm on Google (P4- 7) or Seesaw (ELC, provision and P1-3)

Direct messages to staff should only be made through email to Burnbrae.PS@midlothian.gov.uk

All communication for appointments should be made through the school office

Good news and general achievements will also be shared on Twitter @BurnbraePS

Burnbrae Primary School, Bo... ☰



RT @Active_Mid: SUMMER
SESSIO...
RT @Active_Mid: SUMMER SESSIONS | K...
Forthcoming Events: Vi

Messages

Wed 30th Aug 2023

- Debutots Drama Club
Dear Parent/Carer...

Tue 29th Aug 2023

- Missing Pink Scooter
Dear Parent/Carer...
- Active Schools Course
Opportun...
Course Name...
- NHS Lothian
Dear Parent/Carer...
- School Emails
Dear Parent/Carer...
- School Email Account
Dear Parent/Carer...

Mon 28th Aug 2023

- New Seesaw Codes
Parents/Carers of P2 & P3...

Home Dates Messages News Information



Parent Club offers up-to-date guidance from the Scottish Government on your child's health and education. It's full of hints and tips from other parents and carers who've been there before. It also has advice to help you look after your own wellbeing and to point you in the direction of the support available.

Parent Club have hundreds of articles across dozens of topics, from help getting their vaccinations to help getting them to eat their tea. Most articles are sorted by age, so no matter how old your children are, you'll easily find the information relevant to them. There are also plenty of articles for soon-to-be mums and dads to help you prepare for the adventures ahead. Plus all the information on the Baby Box.

All families are different and have their own challenges, but every parent wants their kids to grow up healthy and happy. Parent Club are here to help you every step of the way.

<https://www.parentclub.scot/>

Parent Club



Thank you for visiting our school, we would appreciate five minutes of your time to capture your feedback and suggestions. Please scan the code below to complete our short feedback form.

Thank you
Team Burnbrae

